

TRELLEBORG

P R E S S - O N S O L I D S



TOTAL SOLUTIONS


TRELLEBORG
WHEEL SYSTEMS

CONTENTS

TRELLEBORG® 4

RANGE 6



PRESS-ON SOLID TIRES

Trelleborg® press-on solid tires are used worldwide for all types of material handling applications. These include: fork-lift trucks, trailers, dollies, a range of specialized vehicles and stationary machines. Their high performance is a result of unique technology that enhances reliability and productivity. Two standard and three special compounds are available, giving end-users a comprehensive choice of compounds to suit every application.

- **NATURAL RUBBER**
- **EASY TO MOUNT**
- **APPLICATION-SPECIFIC COMPOUNDS**
- **ENERGY SAVING DUE TO VERY LOW ROLLING RESISTANCE**
- **EXTENDED WEAR**
- **LOWER VEHICLE MAINTENANCE COSTS**



FL



GL



GS



TRELLEBORG® PRESS-ON SOLID TIRES

This product line reaches way beyond the traditional acceptance levels of the industry. Highly advanced manufacturing technology ensures firm bonding between rubber and steel band, as well as other superior qualities. The comprehensive range of compound/profile combinations guarantees the right solution for every application.



Cross section of
Trelleborg® Press-on Solid Tire

- **LOW ROLLING RESISTANCE**
- **LONG TREAD WEAR GUARANTEES MAXIMUM HOURLY OUTPUT**
- **TOUGH DURABLE CONSTRUCTION DESIGNED FOR SEVERE OPERATING CONDITIONS**

- **DRIVE AND STEER POSITION COMPATIBLE**
- **ENSURES HIGH STABILITY**
- **PREMIUM COMPOUNDS REDUCE CUTS AND CHUNKING**

AVAILABLE TREAD DESIGNS:

- **FL**
- **GL**
- **GS (certain sizes)**

STANDARD COMPOUNDS (DEPENDING ON INDUSTRIAL VEHICLE/APPLICATION):

GST – The GST compound is designed for maximum wear and cut resistance. GST tires are mainly used on vehicles powered by internal combustion engines.

RR – The RR compound combines low rolling resistance with good wearing characteristics and excellent thermal properties. RR is suitable for electrically powered vehicles.

SPECIAL COMPOUNDS:


HG – The HG tire is a dual compound special design for extreme applications where heat build up is a problem. It offers: very good dynamic performance, high elasticity, low rolling resistance, comfortable ride and outstanding durability.


NATUR – Non-marking compound that doesn't leave tire marks on any surface. It's not electrically conductive or anti-static. Vehicles equipped with this compound have to be grounded prior to use in inflammable areas or where there is a risk of explosion.

ELF – This electrically conducting compound is designed for use in inflammable areas or areas with danger of explosion. The conductivity is in accordance to the guiding principles of WdK-no. 110, class 1.

TRELLEBORG® *press-on solids*

APPLICATION	GST	RR	HG	ELF	NM
Electric forklifts					
I.C forklifts					
Industrial Trailers					
Hand Guided Vehicles					
Indoor/Outdoor Usage					
Clean Floors					
Improved Ride Quality					
Stability					
Electrically Conducting					
Long Runs					

 = recommended
 = highly recommended



FL



GL




GS




TRELLEBORG®

PRESS-ON SOLIDS (MM)

Tire Size Reifengröße Dimensions du bandage D x W - d ₀ (Outside diameter x Width - Inside diameter)	Type Ausführung Exécution	Tread Profil Profil	Recommended compound Empfohlene Gummimischung Mélange recommandé	Load capacity (kg) at speeds up to km/h Reifentragfähigkeit (kg) bei Fahrgeschwindigkeit bis km/h Charge admise (kg) à une vitesse maximale de km/h				Load capacity (kg) forklift vehicles Reifentragfähigkeit (kg) an Gabelstaplern Charge admise (kg) pour chariots élévateurs			
								up to 10 km/h max. bis 10 km/h max. de 10 km/h		up to 16 km/h max. bis 16 km/h max. de 16 km/h	
				6	10	16	20	Load wheel Lastrad Roue porteuse	Steering wheel Lenkrad Roue directrice	Load wheel Lastrad Roue porteuse	Steering wheel Lenkrad Roue directrice
125 x 50 - 75	z ST	FL	GST	160	130						
150 x 50 - 100	z ST	FL	GST	225	180						
150 x 75 - 100	z ST	FL	GST	375	300	230					
160 x 50 - 100	z ST	FL	GST	250	200						
200 x 75 - 100	z ST	FL	GST	500	400	300					
200 x 85 - 105	z ST	FL	GST	550	440	330	280				
200 x 130 - 105	z ST	FL	GST	880	725	660	525	880	725	785	660
180 x 75 - 120	z ST	FL	GST	475	380	290	240				
200 x 50 - 140	z ST	FL	GST	350	280						
250 x 75 - 140	z ST	FL	GST	625	500	400	310				
250 x 130 - 140	z ST	FL,GS	GST	1065	875	800	635	1065	875	950	800
254 x 90 - 145	z ST	FL	GST	670	545	395	285				
250 x 90 - 150	z ST	FL	GST	670	545	395	285				
220 x 60 - 160	z ST	FL	GST, RR	450	360	270	230				
230 x 75 - 170	z ST	FL	GST	625	500	380	310				
250 x 80 - 170	z ST	FL	GST	675	540	410	340				
250 x 105 - 170	z ST	FL	GST	785	645	700	590	785	645	700	590
260 x 85 - 170	z ST	FL, GL	GST	775	620	465	390				
260 x 105 - 170	z ST	FL, GS	GST	825	675	615	490	825	675	735	615
260 x 130 - 170	z ST	FL	GST	1065	875	795	635	1065	875	950	795
300 x 85 - 170	z ST	FL	GST	800	640	480	400				
250 x 50 - 190	z ST	FL	GST	450	360	270	230				
250 x 85 - 190	z ST	FL	GST	745	595	455	370				
300 x 90 - 203	z ST	FL	GST, RR	900	720	540	450				
300 x 100 - 203	z ST	FL, GS	GST	870	715	650	515	870	715	775	650
313 x 130 - 203	z ST	FL, GS	GST	1260	1035	945	750	1260	1035	1125	945
285 x 75 - 220	z ST	FL	GST	725	580	440	360				
310 x 60 - 220	z ST	FL	GST	650	520	390	330				



FL



GL




GS



TRELLEBORG®

PRESS-ON SOLIDS (MM)

Tire Size Reifengröße Dimensions du bandage D x W - d _o (Outside diameter x Width - Inside diameter)	Type Ausführung Exécution	Tread Profile Profil	Recommended compound Empfohlene Gummimischung Mélange recommandé	Load capacity (kg) at speeds up to km/h Reifentragfähigkeit (kg) bei Fahrgeschwindigkeit bis km/h Charge admise (kg) à une vitesse maximale de km/h				Load capacity (kg) forklift vehicles Reifentragfähigkeit (kg) an Gabelstaplern Charge admise (kg) pour chariots élévateurs			
				up to 10 km/h max. bis 10 km/h max. de 10 km/h		up to 16 km/h max. bis 16 km/h max. de 16 km/h		Load wheel Lasttrad Roue porteuse	Steering wheel Lenktrad Roue directrice	Load wheel Lasttrad Roue porteuse	Steering wheel Lenktrad Roue directrice
				6	10	16	20				
300 x 75 - 240	z ST	FL	GST, RR	700	560	420	350				
305 x 75 - 240	z ST	FL	GST, RR	700	560	420	350				
360 x 60 - 270	z ST	FL	GST	750	600	450	380				
360 x 75 - 270	z ST	FL	GST, RR	950	760	570	430				
360 x 85 - 270	z ST	FL	GST, RR	1050	840	630	530				
450 x 120 - 300	z ST	FL	GST	1500	1230	1125	890	1500	1230	1340	1125
405 x 65 - 305	z ST	FL	GST, RR	900	720	540	450				
405 x 130 - 305	z ST	FL,GS	GST, RR	1510	1240	1135	900	1510	1240	1350	1135
405 x 260 - 305	z ST	FL	HG	3325	2730	2495	1980	3325	2730	2970	2495
415 x 75 - 305	z ST	FL	GST, RR	1000	800	600	500				
415 x 90 - 305	z ST	FL	GST, RR	1060	875	790	575	1060	875	945	790
415 x 100 - 305	z ST	FL	GST, RR	1115	915	835	665	1115	915	1000	835
425 x 150 - 305	z ST	FL	GST, RR	1910	1570	1435	1135	1910	1570	1700	1435
425 x 260 - 305	z ST	FL	HG	3625	2980	2720	2155	3625	2980	3230	2720
425 x 300 - 305	z ST	FL	HG	4245	3490	3185	2525	4245	3485	3790	3185
450 x 260 - 305	z ST	FL	HG	3620	2965	2585	2070	3620	2965	3150	2585
450 x 300 - 305	z ST	FL	HG	4265	3490	3045	2435	4265	3490	3710	3045
440 x 200 - 330	z ST	FL	GST	2710	2225	2030	1610	2710	2225	2420	2030
500 x 85 - 370	z ST	FL	GST	1300	1050	780	650				
500 x 100 - 370	z ST	FL	GST	1270	1040	955	755	1270	1040	1135	955
500 x 140 - 370	z ST	FL	HG	1995	1640	1495	1190	1995	1640	1785	1495
500 x 280 - 370	z ST	FL	HG	4535	3725	3405	2700	4535	3725	4050	3405
520 x 120 - 370	z ST	FL	GST	1670	1370	1255	995	1670	1370	1490	1255
550 x 120 - 410	z ST	FL	GST	1750	1440	1315	1040	1750	1440	1565	1315
550 x 160 - 410	z ST	FL	HG	2550	2100	1915	1520	2550	2100	2280	1915
610 x 100 - 410	z ST	FL	GST	1265	1040	950	755	1265	1040	1130	950
610 x 150 - 410	z ST	FL	GST	2505	2055	1880	1490	2505	2055	2235	1880
620 x 200 - 410	z ST	FL	HG	3790	3110	2840	2255	3790	3110	3380	2840



FL



GL




GS



TRELLEBORG®

PRESS-ON SOLIDS (MM)

Tire Size Reifengröße Dimensions du bandage D x W - d _o (Outside diameter x Width - Inside diameter)	Type Ausführung Exécution	Tread Profil Profil	Recommended compound Empfohlene Gummimischung Mélange recommandé	Load capacity (kg) at speeds up to km/h Reifentragfähigkeit (kg) bei Fahrgeschwindigkeit bis km/h Charge admise (kg) à une vitesse maximale de km/h				Load capacity (kg) forklift vehicles Reifentragfähigkeit (kg) an Gabelstaplern Charge admise (kg) pour chariots élévateurs			
								up to 10 km/h max. bis 10 km/h max. de 10 km/h		up to 16 km/h max. bis 16 km/h max. de 16 km/h	
				6	10	16	20	Load wheel Lastrad Roue porteuse	Steering wheel Lenkrad Roue directrice	Load wheel Lastrad Roue porteuse	Steering wheel Lenkrad Roue directrice
630 x 180 - 410	z ST	FL	HG	3300	2710	2475	1965	3300	2710	2945	2475
645 x 250 - 410	z ST	FL	HG	4810	3930	3430	2745	4810	3930	4180	3430
645 x 300 - 410	z ST	FL	HG	6060	4960	4330	3465	6060	4960	5275	4330
645 x 350 - 410	z ST	FL	HG	7310	5985	5225	4180	7310	5985	6365	5225
670 x 200 - 410	z ST	FL	HG	3940	3235	2955	2345	3940	3235	3515	2955
680 x 150 - 470	z ST	FL	GST	2690	2210	2020	1600	2690	2210	2400	2020
710 x 300 - 470	z ST	FL	HG	6525	5340	4660	3730	6525	5340	5680	4660
645 x 200 - 480	z ST	FL	HG	3865	3175	2900	2300	3865	3175	3450	2900
660 x 203 - 480	z ST	GL	GST	3700	3035	2645	2110	3700	3035	3220	2645
660 x 250 - 480	z ST	GS, GL	GST	4785	3915	3415	2735	4785	3915	4160	3415
705 x 180 - 485	z ST	FL	GST	3590	2950	2695	2135	3590	2950	3205	2695
760 x 250 - 500	z ST	FL	HG	5440	4450	3885	3110	5440	4450	4730	3885
780 x 200 - 555	z ST	FL	HG	4485	3685	3365	2670	4485	3685	4000	3365
854 x 320 - 600	z ST	FL	HG	8165	6680	5835	4665	8165	6680	7105	5835
926 x 240 - 670	z ST	FL	HG	5970	4885	4265	3410	5970	4885	5195	4265
968 x 240 - 670	z ST	FL	HG	6095	4985	4350	3480	6095	4985	5300	4350



FL



GL




GS



TRELLEBORG®

PRESS-ON SOLIDS (INCH)

Tire Size Reifengröße Dimensions du bandage D x W - d ₀ (Outside diameter x Width - Inside diameter)		Type Ausführung Exécution	Tread Profil Profil	Recommended compound Empfohlene Gummimischung Mélange recommandé	Load capacity (kg) at speeds up to km/h Reifentragfähigkeit (kg) bei Fahrgeschwindigkeit bis km/h Charge admise (kg) à une vitesse maximale de km/h				Load capacity (kg) forklift vehicles Reifentragfähigkeit (kg) an Gabelstaplern Charge admise (kg) pour chariots élévateurs				
					6	10	16	20	up to 10 km/h max. bis 10 km/h max. de 10 km/h		up to 16 km/h max. bis 16 km/h max. de 16 km/h		
inch	mm									Load wheel Lastrad Roue porteuse	Steering wheel Lenkrad Roue directrice	Load wheel Lastrad Roue porteuse	Steering wheel Lenkrad Roue directrice
9x5x5	229 x 127 x 127	z ST	FL	GST	960	790	720	570	960	790	855	720	
10x4x6 ¹ / ₄	254 x 102 x 159	z ST	FL	GST	780	640	585	465	780	640	695	585	
10x4x6 ¹ / ₂	254 x 102 x 165	z ST	FL	GST, RR	780	640	585	465	780	640	695	585	
10x5x6 ¹ / ₂	254 x 127 x 165	z ST	FL	GST, RR	1015	835	760	600	1015	835	905	760	
10 ¹ / ₂ x5x6 ¹ / ₂	267 x 127 x 165	z ST	FL, GL	GST	1070	880	810	640	1070	880	960	810	
13x3 ¹ / ₂ x8	330 x 89 x 203	z ST	GL	GST	790	650	590	470	790	650	700	590	
13x4 ¹ / ₂ x8	330 x 114 x 203	z ST	FL, GL	GST	1120	920	840	665	1120	920	1000	840	
13x5x8	330 x 127 x 203	z ST	GL	GST, RR	1290	1060	965	770	1290	1060	1150	965	
13 ¹ / ₂ x5 ¹ / ₂ x8	343 x 140 x 203	z ST	FL, GL	RR	1510	1240	1130	890	1510	1240	1345	1130	
14x4 ¹ / ₂ x8	356 x 114 x 203	z ST	FL, GL	HG	1170	960	875	690	1170	960	1045	875	
14x5x10	356 x 127 x 254	z ST	FL	GST	1335	1100	1000	800	1335	1100	1200	1000	
15 ¹ / ₂ x5x10	394 x 127 x 254	z ST	FL, GL	GST, RR	1470	1210	1100	880	1470	1210	1315	1100	
16x5x10 ¹ / ₂	406 x 127 x 267	z ST	FL, GL	HG	1510	1240	1130	900	1510	1240	1345	1130	
16x6x10 ¹ / ₂	406 x 152 x 267	z ST	FL, GL	HG	1910	1570	1435	1130	1910	1570	1710	1435	
16x7x10 ¹ / ₂	406 x 178 x 267	z ST	GL	RR	2325	1910	1740	1380	2325	1910	2070	1740	
15x5x11 ¹ / ₄	381 x 127 x 286	z ST	FL, GL	HG	1390	1140	1040	830	1390	1140	1240	1040	
15x6x11 ¹ / ₄	381 x 152 x 286	z ST	FL, GL	GST	1715	1410	1285	1020	1715	1410	1530	1285	
16 ¹ / ₄ x5x11 ¹ / ₄	413 x 127 x 286	z ST	FL, GL	GST	1530	1250	1145	910	1530	1250	1360	1145	
16 ¹ / ₄ x6x11 ¹ / ₄	413 x 152 x 286	z ST	FL, GL	GST	1920	1580	1440	1140	1920	1580	1715	1440	
16 ¹ / ₄ x7x11 ¹ / ₄	413 x 178 x 286	z ST	GL	GST	2325	1900	1735	1380	2325	1900	2060	1735	
17x5x12 ¹ / ₈	432 x 127 x 308	z ST	FL, GL	GST	1570	1290	1180	940	1570	1290	1400	1180	
17x6x12 ¹ / ₈	432 x 152 x 308	z ST	GL	GST	1980	1630	1485	1175	1980	1630	1770	1485	
18x5x12 ¹ / ₈	457 x 127 x 308	z ST	FL, GL	GST	1640	1350	1230	980	1640	1350	1470	1230	
18x6x12 ¹ / ₈	457 x 152 x 308	z ST	FL, GL	GST	2100	1720	1575	1240	2100	1720	1870	1575	
18x7x12 ¹ / ₈	457 x 178 x 308	z ST	FL, GL	HG	2550	2100	1910	1520	2550	2100	2280	1910	
18x8x12 ¹ / ₈	457 x 203 x 308	z ST	FL, GL	HG	3000	2475	2250	1785	3000	2475	2680	2250	
18x9x12 ¹ / ₈	457 x 229 x 308	z ST	FL, GL	HG	3450	2850	2600	2060	3450	2850	3090	2600	
21x7x15	533 x 178 x 381	z ST	FL, GL	GST	2875	2350	2150	1710	2875	2350	2560	2150	
21x8x15	533 x 203 x 381	z ST	FL, GL	GST	3375	2775	2540	2010	3375	2775	3025	2540	



FL



GL



GS




TRELLEBORG®

PRESS-ON SOLIDS (INCH)

Tire Size Reifengröße Dimensions du bandage D x W - d ₀ (Outside diameter x Width - Inside diameter)		Type Ausführung Exécution	Tread Profil Profil	Recommended compound Empfohlene Gummimischung Mélange recommandé	Load capacity (kg) at speeds up to km/h Reifentragfähigkeit (kg) bei Fahrgeschwindigkeit bis km/h Charge admise (kg) à une vitesse maximale de km/h				Load capacity (kg) forklift vehicles Reifentragfähigkeit (kg) an Gabelstaplern Charge admise (kg) pour chariots élévateurs				
					6	10	16	20	up to 10 km/h max. bis 10 km/h max. de 10 km/h		up to 16 km/h max. bis 16 km/h max. de 16 km/h		
inch	mm									Load wheel Lastrad Roue porteuse	Steering wheel Lenkrad Roue directrice	Load wheel Lastrad Roue porteuse	Steering wheel Lenkrad Roue directrice
21x9x15	533 x 229 x 381	z ST	FL, GL	GST	3900	3200	2920	2320	3900	3200	3475	2920	
22x7x16	559 x 178 x 406	z ST	FL, GL	GST	2975	2450	2230	1770	2975	2450	2650	2230	
22x8x16	559 x 203 x 406	z ST	FL, GL	HG	3500	2875	2625	2080	3500	2875	3130	2625	
22x9x16	559 x 229 x 406	z ST	FL, GL	HG	4050	3325	3025	2410	4050	3325	3600	3025	
22x10x16	559 x 254 x 406	z ST	FL, GL	HG	4575	3750	3425	2720	4575	3750	4080	3425	
22x12x16	559 x 305 x 406	z ST	FL, GL	HG	5625	4625	4225	3360	5625	4625	5030	4225	
22x14x16	559 x 356 x 406	z ST	FL	HG	6715	5515	5035	4000	6715	5515	5995	5035	
22x16x16	559 x 406 x 406	z ST	FL	HG	7765	6375	5825	4620	7765	6375	6930	5825	
26x7x20	660 x 178 x 508	z ST	FL	GST	3375	2775	2525	2010	3375	2775	3000	2525	
28x10x22	711 x 254 x 559	z ST	FL	HG	5470	4495	4100	3255	5470	4495	4885	4100	
28x12x22	711 x 305 x 559	z ST	FL, GL	HG	6750	5545	5060	4020	6750	5545	6025	5060	
28x14x22	711 x 356 x 559	z ST	FL	HG	8030	6595	6020	4780	8030	6595	7170	6020	
28x16x22	711 x 406 x 559	z ST	FL	HG	9280	7625	6960	5525	9280	7625	8290	6960	
40x16x30	1025 x 406 x 762	z ST	FL	on request					12420	10160	10805	8870	
40x20x30	1025 x 508 x 762	z ST	FL	on request					16120	13190	14025	11515	

COMPLETE WHEELS P.O.S.

Tire Size Reifengröße Dimensions du bandage D x W - d ₀ (Outside diameter x Width - Inside diameter)	Type Ausführung Exécution	Tread Profile Profil	Recommended compound Empfohlene Gummimischung Mélange recommandé	Load capacity (kg) at speeds up to km/h Reifentragfähigkeit (kg) bei Fahrgeschwindigkeit bis km/h Charge admise (kg) à une vitesse maximale de km/h 6 km/h	Load capacity (kg) forklift vehicles Reifentragfähigkeit (kg) an Gabelstaplern Charge admise (kg) pour chariots élévateurs up to 10 km/h max. bis 10 km/h max. de 10 km/h	
					Load wheel Lastrad Roue porteuse	Steering wheel Lenkrad Roue directrice
Complete wheels P.O.S.						
200 x 85	4-bolts	FL	GST	445	445	365
215 x 75	5-bolts	FL	GST	395	395	325
260 x 115 - 80	6-bolts	FL	GST	575	575	470
270 x 125 - 105	6-bolts	FL	GST	695	695	570



EUROPEAN SALES OFFICES

BELGIUM

**TRELLEBORG WHEEL SYSTEMS
BELGIUM NV**
HEAD QUARTERS BUSINESS UNIT EUROPE
BRUGSESTEENWEG 7
9940 EVERGEM
TEL: 0032 - 92572211
FAX: 0032 - 92572230
Email: twsb.sales@trelleb.org.com

GERMANY

**TRELLEBORG WHEEL SYSTEMS
GMBH & CO. KG**
KLEBERSTRASSE 2
D-40822 METTMANN
POB 10 01 52 . D-40805 METTMANN
TEL: 0049 - (0)2104-217-282
FAX: 0049 - (0)2104-217-291

ESPAÑA

**TRELLEBORG WHEEL SYSTEMS
ESPAÑA, S.A.**
VALENCIA, 333, 3° 1°
08009 BARCELONA
TEL: +34 93 208 14 80
FAX: +34 93 458 84 74

GREAT BRITAIN

TRELLEBORG WHEEL SYSTEMS
RESOLUTION ROAD
FLAGSTAFF 42
ASHBY DE LA ZOUCH
LEICESTERSHIRE
LE67 1AA
TEL: 0044 - 1530 - 565656
FAX: 0044 - 1530 - 565600
DIRECT LINE IN UK: 0800 - 328 9660

RUSSIA

**TRELLEBORG
INDUSTRI O.O.O. (LTD)**
ROSCHINSKIY PROEVD 8.2-oy
RU-117 419 MOSCOW
TEL: 007 - 952325579
FAX: 007 - 952322264

CZECH REPUBLIC

TRELLEBORG CZ S.R.O.
CHLUMCANSKÉHA 10
CZ-180 00 PRAHA 8
TEL: 0042 - 0283842600
FAX: 0042 - 0283841699

POLAND

TRELLEBORG POLSKA SO Z.O.O.
6-8 SZAPARAGOWA STR
PL 91-211 LODZ
TEL: 0048 - 426506868
FAX: 0048 - 426525181

AMERICAN SALES OFFICES

GEORGIA

4820 Clark Howell Hwy, Unit C East 8
College Park, GA 30349
Tel: 001 4047613708
Fax: 001 4047613085

ILLINOIS

5335 S.WESTERN blvd.
Chicago, IL 60609
Tel: 001 7739259599
Fax: 001 7739259588

TEXAS

4656 Leston Avenue, Suite 518
Dallas, TX 75247
Tel: 001 2146301530
Fax: 001 2146301577

CALIFORNIA

7704 North Avenue
Lemon Grove, CA 91945
Tel: 001 3308771211
Fax: 001 3308772346

NEW YORK

6 Washington Avenue
Fairfield, NJ 07004
Tel: 001 973 8082288
Fax: 001 9738082299

OTHERS SALES OFFICES

AUSTRALIA

**TRELLEBORG QUEENSLAND
RUBBER CO PTY LTD**
515 ZILLMERE ROAD
PO BOX 84
ZILLEMERE QLD 4034
TEL: 00617 38667444
FAX: 00617 38667471

BRAZIL

TRELLEBORG DO BRASIL LTDA.
RUA CORONEL J. A. MARTINS, 2794
LAGO DE PRATA - CX POSTAL 434
LENCOIS PAULISTA - SP
BR-CEP 18682-050
TEL: 0055-142643609
FAX: 0055-142633713

INDONESIA

PT TRELLEBORG INDONESIA
HOTEL CIPUTRA JAKARTA
JALAN LENAN JENDRAL S PARMAN
SUITE NO 822-823
JAKARTA 11470
TEL: 0062 2156954752
FAX: 0062 2156954751

MALAYSIA

TRELLEBORG MALAYSIA SDN BHD
NO 22 JALAN 30B/146
TAMAN DESA TASI, SUNGAI BESI
MY-57000 KUALA LUMPUR
TEL: 0060 - 390596388
FAX: 0060 - 390593169

THAILAND

TRELLEBORG THAILAND LTD
3539 SOI VISETSUK (5)
NEW RAMA IX RD.
KWANG SAUNLANG
KHET SAUNLANG
TH-102 50 BANGKOK
TEL: 0066 - 27322861-3
FAX: 0066 - 27322864

SINGAPORE

TRELLEBORG S.E.A. PTE LTD
10 TOH GUAN ROAD #03-06
TT INTERNATIONAL TRADEPARK
SG-SINGAPORE 608838
TEL: 0065 - 68989332
FAX: 0065 - 68989303
E-mail: tseapl@singnet.com.sg

SOUTH AFRICA

**TRELLEBORG
SOUTH AFRICA (PTY) LTD**
PO BOX 12459
CORNER NEDERVEEN
HIGHWAY / PHILIPS ROAD
ZA-ELSPARK 1418
TEL: 0027 - 118653110
FAX: 0027 - 118652965

FACTORIES AND DISTRIBUTION

USA

**TRELLEBORG WHEEL SYSTEMS
AMERICAS INC.**
61 State Route 43 North
Hartsville, OH 44632-0430
Tel: 001 3308771211
Fax: 001 3308772346

SRI LANKA

TRELLEBORG LANKA LTD.
Sapugaskande
Makola
Tel: 0094 1521803
Fax: 0094 1549541